

SANHA®-Press | PURAPRESS®

SANHA
a perfect fit



Pressable with
V, M and SA-profile
jaws + slings

The lead-free press systems – Safety in all dimensions

Lead-free system fittings in copper and copper alloy with
tool compatibility, leak path feature and push & stay function

SANHA®-Press | PURAPRESS®

versatile – innovative – tried and tested



Tap water in the UK is among the best in the world. We want it to stay that way. That's why all our fittings for drinking water are **made of completely lead-free materials**. Lead, eg. from red brass fittings, is toxic and accumulates within the body over a lifetime through exposure to lead sources in the environment. The World Health Organisation (WHO) has allocated 50 % of lead exposure as arising from drinking water. What is more: It is your responsibility as the installer to provide a clean and viable drinking water installation – or face a costly and time-consuming correction of deficiencies. With SANHA®-Press | PURAPRESS®, these are things of the past!

The SANHA®-Press installation system made of copper CU-DHP is versatile, durable and easy to install. Additionally, we carry special series for solar, gas and visible installations. For drinking water, installers can employ our unique transition press fittings PURAPRESS® made from the innovative copper alloy silicon bronze CuSi. In this way, they ensure a hygienic, safe and fast installation. Compared to traditional red brass, they are not only safer but also harder and just as dezincification resistant, thereby reducing the risk of overtightening and corrosion.

All press and transition fittings from these series can be connected with copper pipes according to EN 1057 as well as with our NiroSan stainless steel pipes. In combination with lead-free PURAFIT® threaded fittings, completely lead-free pipelines can be realized from the house inlet to the tap.

Tool compatibility! To avoid difficulties during installation, all our products are designed in such a way as to ensure perfect tool compatibility. This means that you can work fast, reliably and professionally with your existing tools and minimise installation errors.

Compliance with the Drinking Water Directive! The material silicon bronze, CuSi does not contain any lead which might be released into the drinking water. Therefore, as an installer, you are on the safe side with the PURAPRESS® series when it comes to compliance with the prescribed statutory limits.

Produced in our own SANHA factories! Both SANHA®-Press and PURAPRESS® are already manufactured lead-free in our European production plants. Due to their standardized manufacturing process, quality levels are optimized offering higher safety margins.



Suitable for all applications

The SANHA[®]-Press system fittings are inserted with sealing rings in various colours depending on application and operational temperature directly at the factory and all have a system identification mark. With an extensive range of products, almost every application can be accommodated.

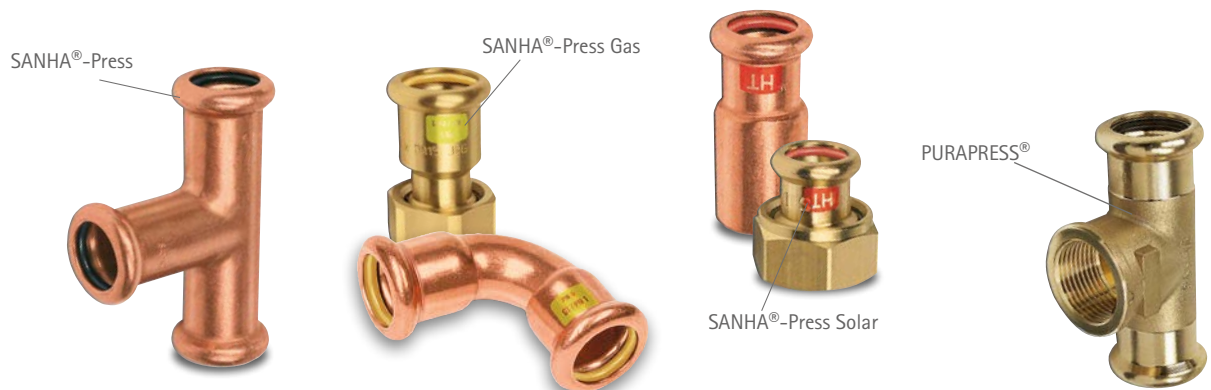


	SANHA [®] -Press	SANHA [®] -Press Gas	SANHA [®] -Press Solar	PURAPRESS [®]
Series	6000	10000 + 11000	12000 + 13000	8000
O ring	EPDM (Black)	HNBR (Yellow)	FKM (Red)	EPDM
Op. temperature	- 30 °C - + 120 °C	- 20 °C - + 75 °C	- 20 °C - + 200 °C (depends on medium)	- 30 °C - + 120 °C
Application	Drinking water Heating Rain water Solar Compressed air Extinguishing Sprinklers Inert gases Cooling water Ship building Gycol	Natural gas, LNG (< PN5)	Solar Compressed air Inert gases Cooling water Low pressure steam District heating Fuel oil Diesel Glycol	Drinking water Heating Rain water Compressed air Extinguishing Inert gases Cooling water Glycol

Operating conditions

Water and aqueous solutions	d ≤ 108 mm 16 bar		d ≤ 108 mm 16 bar	d ≤ 108 mm 16 bar
Technical gases ¹⁾	d ≤ 108 mm 16 bar	d ≤ 54 mm 16 bar	d ≤ 108 mm 16 bar	d ≤ 108 mm 16 bar
Flammable gases ²⁾		d ≤ 54 mm 5 bar		

1) non-toxic, non-flammable 2) DVGW-G 260 - Outer pipe diameter d (mm) | Operating pressure (bar)
* Depending on temperature and pressure - please contact our Technical Support at 01628 819245.




SANHA®-Press

All fittings at a glance



6001A 90° bend
female end/male plain end

Art.-Nr.	Dimensions	
16001A12	12	Ⓜ Ⓢ
16001A14	14	Ⓜ
16001A15	15	Ⓜ Ⓢ
16001A16	16	Ⓜ
16001A18	18	Ⓜ Ⓢ
16001A22	22	Ⓜ Ⓢ
16001A28	28	Ⓜ Ⓢ
16001A35	35	Ⓜ Ⓢ
16001A42	42	Ⓜ Ⓢ
16001A54	54	Ⓜ Ⓢ
16001A64	64	Ⓢ
16001A67	67	
16001A76	76,1	Ⓢ
16001A89	88,9	Ⓢ
16001A108	108	Ⓢ



6130 Tee
female ends

Art.-Nr.	Dimensions		Art.-Nr.	Dimensions	
1613012	12	Ⓜ Ⓢ	16130281528	28 x 15 x 28	Ⓜ Ⓢ
1613014	14	Ⓜ	16130281628	28 x 16 x 28	Ⓜ
1613015	15	Ⓜ Ⓢ	16130281822	28 x 18 x 22	Ⓜ Ⓢ
1613016	16	Ⓜ	16130281828	28 x 18 x 28	Ⓜ Ⓢ
1613018	18	Ⓜ Ⓢ	16130282222	28 x 22 x 22	Ⓜ Ⓢ
1613022	22	Ⓜ Ⓢ	16130282228	28 x 22 x 28	Ⓜ Ⓢ
1613028	28	Ⓜ Ⓢ	16130282815	28 x 28 x 15	Ⓜ
1613035	35	Ⓜ Ⓢ	16130282818	28 x 28 x 18	Ⓜ Ⓢ
1613042	42	Ⓜ Ⓢ	16130282822	28 x 28 x 22	Ⓜ Ⓢ
1613054	54	Ⓜ Ⓢ	16130283528	28 x 35 x 28	Ⓜ Ⓢ
1613064	64	Ⓢ	16130351535	35 x 15 x 35	Ⓜ Ⓢ
1613067	67		16130351835	35 x 18 x 35	Ⓜ Ⓢ
1613076	76,1	Ⓢ	16130352222	35 x 22 x 22	Ⓜ Ⓢ
1613089	88,9	Ⓢ	16130352228	35 x 22 x 28	Ⓜ Ⓢ
16130108	108	Ⓢ	16130352235	35 x 22 x 35	Ⓜ Ⓢ
16130121512	12 x 15 x 12		16130352828	35 x 28 x 28	Ⓜ Ⓢ
16130141214	14 x 12 x 14		16130352835	35 x 28 x 35	Ⓜ Ⓢ
16130151212	15 x 12 x 12	Ⓜ	16130353522	35 x 35 x 22	Ⓜ Ⓢ
16130151215	15 x 12 x 15	Ⓜ	16130353528	35 x 35 x 28	Ⓜ Ⓢ
16130151512	15 x 15 x 12	Ⓜ	16130421542	42 x 15 x 42	Ⓜ Ⓢ
16130151812	15 x 18 x 12	Ⓜ	16130422242	42 x 22 x 42	Ⓜ Ⓢ
16130151815	15 x 18 x 15	Ⓜ	16130422842	42 x 28 x 42	Ⓜ Ⓢ
16130152215	15 x 22 x 15	Ⓜ	16130423535	42 x 35 x 35	Ⓜ Ⓢ
16130161216	16 x 12 x 16	Ⓜ	16130423542	42 x 35 x 42	Ⓜ Ⓢ
16130161414	16 x 14 x 14	Ⓜ	16130542254	54 x 22 x 54	Ⓜ Ⓢ
16130161416	16 x 14 x 16	Ⓜ	16130542854	54 x 28 x 54	Ⓜ Ⓢ
16130181215	18 x 12 x 15	Ⓜ	16130543554	54 x 35 x 54	Ⓜ Ⓢ
16130181218	18 x 12 x 18	Ⓜ	16130544254	54 x 42 x 54	Ⓜ Ⓢ
16130181418	18 x 14 x 18	Ⓜ	16130644264	64 x 42 x 64	Ⓢ
16130181515	18 x 15 x 15	Ⓜ	16130645464	64 x 54 x 64	Ⓢ
16130181518	18 x 15 x 18	Ⓜ Ⓢ	16130672867	67 x 28 x 67	
16130181618	18 x 16 x 18	Ⓜ	16130673567	67 x 35 x 67	
16130181815	18 x 18 x 15	Ⓜ	16130674267	67 x 42 x 67	
16130182218	18 x 22 x 18	Ⓜ Ⓢ	16130675467	67 x 54 x 67	
16130221222	22 x 12 x 22	Ⓜ	16130762276	76,1 x 22 x 76,1	Ⓢ
16130221422	22 x 14 x 22	Ⓜ	16130762876	76,1 x 28 x 76,1	Ⓢ
16130221515	22 x 15 x 15	Ⓜ	16130763576	76,1 x 35 x 76,1	Ⓢ
16130221518	22 x 15 x 18	Ⓜ	16130764276	76,1 x 42 x 76,1	Ⓢ
16130221522	22 x 15 x 22	Ⓜ Ⓢ	16130765476	76,1 x 54 x 76,1	Ⓢ
16130221622	22 x 16 x 22	Ⓜ	16130766476	76,1 x 64 x 76,1	Ⓢ
16130221815	22 x 18 x 15	Ⓜ	16130766776	76,1 x 67 x 76,1	
16130221818	22 x 18 x 18	Ⓜ Ⓢ	16130895489	88,9 x 54 x 88,9	Ⓢ
16130221822	22 x 18 x 22	Ⓜ Ⓢ	16130896489	88,9 x 64 x 88,9	Ⓢ
16130222215	22 x 22 x 15	Ⓜ	16130897689	88,9 x 76,1 x 88,9	Ⓢ
16130222218	22 x 22 x 18	Ⓜ Ⓢ	1613010854108	108 x 54 x 108	Ⓢ
16130222822	22 x 28 x 22	Ⓜ Ⓢ	1613010864108	108 x 64 x 108	Ⓢ
16130281428	28 x 14 x 28	Ⓜ	1613010867108	108 x 67 x 108	Ⓢ
16130281522	28 x 15 x 22	Ⓜ	1613010876108	108 x 76,1 x 108	Ⓢ
			1613010889108	108 x 88,9 x 108	Ⓢ



6040 45° bend
female end/male plain end

Art.-Nr.	Dimensions	
1604012	12	Ⓜ Ⓢ
1604014	14	Ⓜ
1604015	15	Ⓜ Ⓢ
1604016	16	Ⓜ
1604018	18	Ⓜ Ⓢ
1604022	22	Ⓜ Ⓢ
1604028	28	Ⓜ Ⓢ
1604035	35	Ⓜ Ⓢ
1604042	42	Ⓜ Ⓢ
1604054	54	Ⓜ Ⓢ
1604064	64	Ⓢ
1604067	67	
1604076	76,1	Ⓢ
1604089	88,9	Ⓢ
16040108	108	Ⓢ

6002A 90° bend
female/female end

Art.-Nr.	Dimensions	
16002A12	12	Ⓜ Ⓢ
16002A14	14	Ⓜ
16002A15	15	Ⓜ Ⓢ
16002A16	16	Ⓜ
16002A18	18	Ⓜ Ⓢ
16002A22	22	Ⓜ Ⓢ
16002A28	28	Ⓜ Ⓢ
16002A35	35	Ⓜ Ⓢ
16002A42	42	Ⓜ Ⓢ
16002A54	54	Ⓜ Ⓢ
16002A64	64	Ⓢ
16002A67	67	
16002A76	76,1	Ⓢ
16002A89	88,9	Ⓢ
16002A108	108	Ⓢ



6041 45° bend
female/female end

Art.-Nr.	Dimensions	
1604112	12	Ⓜ Ⓢ
1604114	14	Ⓜ
1604115	15	Ⓜ Ⓢ
1604116	16	Ⓜ
1604118	18	Ⓜ Ⓢ
1604122	22	Ⓜ Ⓢ
1604128	28	Ⓜ Ⓢ
1604135	35	Ⓜ Ⓢ
1604142	42	Ⓜ Ⓢ
1604154	54	Ⓜ Ⓢ
1604164	64	Ⓢ
1604167	67	
1604176	76,1	Ⓢ
1604189	88,9	Ⓢ
16041108	108	Ⓢ


























6001 L 90° bend, long
female end/male plain end

Art.-Nr.	Dimensions
16001L15	15
























6301 Cap
female end



Art.-Nr.	Dimensions
1630112	12  
1630114	14 
1630115	15  
1630116	16 
1630118	18  
1630122	22  
1630128	28  
1630135	35  
1630142	42  
1630154	54  
1630164	64 
1630167	67 
1630176	76,1 
1630189	88,9 
16301108	108 












6270 S Slip coupling
female/female end



Art.-Nr.	Dimensions
16270S12	12  
16270S15	15  
16270S18	18  
16270S22	22  
16270S28	28  
16270S35	35  
16270S42	42  
16270S54	54  
16270S64	64 
16270S67	67 
16270S76	76,1 
16270S89	88,9 
16270S108	108 
























6086 Crossover
female end/male plain end



Art.-Nr.	Dimensions
1608612	12 
1608614	14 
1608615	15  
1608616	16 
1608618	18  
1608622	22  
1608628	28  

6270 Coupling
female/female end



Art.-Nr.	Dimensions
1627012	12  
1627014	14 
1627015	15  
1627016	16 
1627018	18  
1627022	22  
1627028	28  
1627035	35  
1627042	42  
1627054	54  
1627064	64 
1627067	67 
1627076	76,1 
1627089	88,9 
16270108	108 












































6130 L Tee, long
female ends














Art.-Nr.	Dimensions
16130L15	15

6240 Reducing coupling
female/female end























































Art.-Nr.	Dimensions
162401412	14 x 12 
162401512	15 x 12  
162401514	15 x 14 
162401614	16 x 14 
162401615	16 x 15  
162401812	18 x 12  
162401814	18 x 14 
162401815	18 x 15  
162401816	18 x 16 
162402214	22 x 14 
162402215	22 x 15  
162402216	22 x 16 
162402218	22 x 18  
162402814	28 x 14 
162402815	28 x 15  
162402816	28 x 16 
162402818	28 x 18  
162402822	28 x 22  
162403522	35 x 22  
162403528	35 x 28  
162404222	42 x 22  
162404228	42 x 28  
162404235	42 x 35  
162405428	54 x 28  
162405435	54 x 35  
162405442	54 x 42  

6085 Crossover
female/female end

Art.-Nr.	Dimensions
1608512	12 
1608514	14 
1608515	15  
1608516	16 
1608518	18  
1608522	22  
1608528	28  



6243 Fitting reducer
with female and male plain end



Art.-Nr.	Dimensions
162431412	14a x 12 
162431512	15a x 12  
162431514	15a x 14 
162431612	16a x 12 
162431614	16a x 14 
162431812	18a x 12  
162431814	18a x 14 
162431815	18a x 15  
162431816	18a x 16 
162432214	22a x 14 
162432215	22a x 15  
162432216	22a x 16 
162432218	22a x 18  
162432814	28a x 14 
162432815	28a x 15  
162432816	28a x 16 
162432818	28a x 18  
162432822	28a x 22  
162433522	35a x 22  
162433528	35a x 28  
162434222	42a x 22  
162434228	42a x 28  
162434235	42a x 35  
162435435	54a x 35 
162435442	54a x 42 
162436442	64a x 42 
162436454	64a x 54 
162436728	67a x 28
162436735	67a x 35
162436742	67a x 42
162436754	67a x 54
162437635	76,1a x 35 
162437642	76,1a x 42 
162437654	76,1a x 54 
162437664	76,1a x 64 
162437667	76,1a x 67
162438954	88,9a x 54 
162438964	88,9a x 64 
162438976	88,9a x 76,1 
1624310842	108a x 42 
1624310854	108a x 54 
1624310864	108a x 64 
1624310867	108a x 67
1624310876	108a x 76,1 
1624310889	108a x 88,9 



Dimensions are also available under different art. nos. at:

-  SANHA®-Press Gas (10000/11000)
-  SANHA®-Press Solar (12000/13000)

All fittings at a glance

8090 G 90° Elbow female end and female thread



Art.-Nr.	Dimensions	
180901238	12 x 3/8	
180901212	12 x 1/2	G
180901412	14 x 1/2	
180901538	15 x 3/8	
180901512	15 x 1/2	G S
180901534	15 x 3/4	G S
180901612	16 x 1/2	G S
180901634	16 x 3/4	G S
180901812	18 x 1/2	G S
180901834	18 x 3/4	G S
180902212	22 x 1/2	G S
180902234	22 x 3/4	G S
18090221	22 x 1	G S
180902812	28 x 1/2	
180902834	28 x 3/4	G S
18090281	28 x 1	G S
1809035114	35 x 1 1/4	G S
1809042112	42 x 1 1/2	G S
18090542	54 x 2	G S

8130 G Tee female/female end and female thread



Art.-Nr.	Dimensions	
181301212	12 x 1/2 x 12	S
181301238	12 x 3/8 x 12	G S
181301412	14 x 1/2 x 14	
181301512	15 x 1/2 x 15	
181301538	15 x 3/8 x 15	G S
181301612	16 x 1/2 x 16	
181301812	18 x 1/2 x 18	G S
181301834	18 x 3/4 x 18	G S
181302212	22 x 1/2 x 22	G S
181302234	22 x 3/4 x 22	G S
18130281	28 x 1 x 28	G S
181302812	28 x 1/2 x 28	G S
181302834	28 x 3/4 x 28	G S
18130351	35 x 1 x 35	G
181303512	35 x 1/2 x 35	G S
18130421	42 x 1 x 42	G S
1813042112	42 x 1 1/2 x 42	G S
181304212	42 x 1/2 x 42	G S
18130541	54 x 1 x 54	G S
181305412	54 x 1/2 x 54	G S
18130542	54 x 2 x 54	G S

8243 G Transition nipple with female end and male thread



Art.-Nr.	Dimensions	
182431084	108 x 4	G S
182431212	12 x 1/2	G
182431238	12 x 3/8	G
182431412	14 x 1/2	G
182431438	14 x 3/8	G
182431512	15 x 1/2	G S
182431534	15 x 3/4	G S
182431538	15 x 3/8	G S
182431612	16 x 1/2	G
182431634	16 x 3/4	G
182431812	18 x 1/2	G S
182431834	18 x 3/4	G S
18243221	22 x 1	G S
182432212	22 x 1/2	G S
182432234	22 x 3/4	G S
18243281	28 x 1	G S
1824328114	28 x 1 1/4	G S
182432834	28 x 3/4	G S
18243351	35 x 1	G S
1824335112	35 x 1 1/2	G
1824335114	35 x 1 1/4	G S
1824342112	42 x 1 1/2	G S
1824342114	42 x 1 1/4	G S
1824354112	54 x 1 1/2	G S
18243542	54 x 2	G S
1824364212	64 x 2 1/2	S
1824367212	67 x 2 1/2	S
1824376212	76,1 x 2 1/2	S
18243763	76,1 x 3	S
18243893	88,9 x 3	S

8280 G Transition nipple with male plain end and male thread



Art.-Nr.	Dimensions	
182801212	12a x 1/2	G S
182801512	15a x 1/2	G S
182801534	15a x 3/4	G S
182801538	15a x 3/8	G S
182801812	18a x 1/2	G S
182801834	18a x 3/4	G S
18280221	22a x 1	G S
182802212	22a x 1/2	G S
182802234	22a x 3/4	G S
18280281	28a x 1	G S
182802834	28a x 3/4	G S
1828035114	35a x 1 1/4	G S
1828042112	42a x 1 1/2	G S
18280542	54a x 2	S

8092 G 90° Elbow female end and male thread



Art.-Nr.	Dimensions	
180921238	12 x 3/8	
180921212	12 x 1/2	
180921412	14 x 1/2	G
180921538	15 x 3/8	G
180921512	15 x 1/2	G S
180921534	15 x 3/4	
180921612	16 x 1/2	G
180921634	16 x 3/4	G S
180921812	18 x 1/2	G S
180921834	18 x 3/4	G S
180922212	22 x 1/2	G
180922234	22 x 3/4	G S
18092221	22 x 1	G S
180922834	28 x 3/4	G S
18092281	28 x 1	G S
1809235114	35 x 1 1/4	G S
1809242112	42 x 1 1/2	G S
18092542	54 x 2	G S

8270 G Transition coupling with female end and female thread



Art.-Nr.	Dimensions	
182701212	12 x 1/2	G S
182701238	12 x 3/8	G S
182701412	14 x 1/2	
182701438	14 x 3/8	G S
182701512	15 x 1/2	G S
182701534	15 x 3/4	G S
182701538	15 x 3/8	S
182701612	16 x 1/2	G
182701634	16 x 3/4	
182701812	18 x 1/2	G S
182701834	18 x 3/4	G S
18270221	22 x 1	G S
182702212	22 x 1/2	G S
182702234	22 x 3/4	G S
18270281	28 x 1	G S
1827028114	28 x 1 1/4	G S
182702834	28 x 3/4	G S
18270351	35 x 1	G S
1827035112	35 x 1 1/2	G
1827035114	35 x 1 1/4	G S
1827042112	42 x 1 1/2	G S
1827042114	42 x 1 1/4	G S
1827054112	54 x 1 1/2	G S
18270542	54 x 2	G S
1827064212	64 x 2 1/2	S
1827067212	67 x 2 1/2	S
1827076212	76,1 x 2 1/2	S
18270763	76,1 x 3	S
18270893	88,9 x 3	S

8246 G Transition element [coupling/nipple] with male plain end and female thread



Art.-Nr.	Dimensions	
182461212	12a x 1/2	G S
182461512	15a x 1/2	G S
182461538	15a x 3/8	G S
182461812	18a x 1/2	G S
182461834	18a x 3/4	G S
182462212	22a x 1/2	G S
182462234	22a x 3/4	G S
18246281	28a x 1	G S
182462834	28a x 3/4	G S
1824635114	35a x 1 1/4	G S
1824642112	42a x 1 1/2	G S
18246542	54a x 2	G S

8473 G Wall plate with universal flange with female end and female thread



Art.-Nr.	Dimensions
184731212	12 x 1/2
184731512	15 x 1/2
184731812	18 x 1/2
184731834	18 x 3/4
184732212	22 x 1/2
184732234	22 x 3/4

8472 G Wall plate with female end and female thread



Art.-Nr.	Dimensions	
184721212	12 x 1/2	G
184721238	12 x 3/8	G
184721412	14 x 1/2	G
184721512	15 x 1/2	G
184721534	15 x 3/4	G
184721538	15 x 3/8	G
184721612	16 x 1/2	G
184721812	18 x 1/2	G
184721834	18 x 3/4	G
184722212	22 x 1/2	G
184722234	22 x 3/4	G

Dimensions are also available under different art. nos. at:

G SANHA®-Press Gas (10000/11000)

S SANHA®-Press Solar (12000/13000)

SANHA[®]-Press

These Art.-Nr. are only available in SANHA[®]-Press Gas

8330 Union, flat sealing female/female end



Art.-Nr.	Dimensions	
1833012	12	Ⓢ
1833015	15	Ⓢ
1833018	18	Ⓢ
1833022	22	Ⓢ
1833028	28	Ⓢ
1833035	35	Ⓢ
1833042	42	Ⓢ
1833054	54	Ⓢ

8359 G Union adapter flat sealing, female end



Art.-Nr.	Dimensions	
183591212	12 x 1/2	Ⓢ
183591234	12 x 3/4	Ⓢ
183591412	14 x 1/2	
183591438	14 x 3/8	
18359151	15 x 1	
183591512	15 x 1/2	
183591534	15 x 3/4	Ⓢ
183591612	16 x 1/2	Ⓢ
183591634	16 x 3/4	
18359181	18 x 1	Ⓢ
183591834	18 x 3/4	Ⓢ
18359221	22 x 1	Ⓢ
1835922112	22 x 1/2	Ⓢ
1835922114	22 x 1/4	Ⓢ
183592234	22 x 3/4	Ⓢ
1835928112	28 x 1/2	Ⓢ
1835928114	28 x 1/4	Ⓢ
1835935112	35 x 1/2	Ⓢ
18359352	35 x 2	Ⓢ
1835942134	42 x 1 3/4	
18359422	42 x 2	Ⓢ
1835954238	54 x 2 3/8	Ⓢ
18359763	76,1 x 3	Ⓢ
1835989312	88,9 x 3 1/2	Ⓢ

11330 JPG Union adapter flat sealing, female end



Art.-Nr.	Dimensions
111330JPG14M12	14 (M 1/2)
111330JPG16M12	16 (M 1/2)
111330JPG16M34	16 (M 3/4)
111330JPG18M12	18 (M 1/2)
111330JPG18M34	18 (M 3/4)
111330JPG22M34	22 (M 3/4)
111330JPG22M1	22 (M 1)
111330JPG28	28
111330JPG35	35
111330JPG42	42
111330JPG54	54

11340 Union, conical sealing female/female end



Art.-Nr.	Dimensions
11134015	15
11134018	18
11134022	22
11134028	28
11134035	35
11134054	54

8330 G Union, flat sealing with female end and female thread



Art.-Nr.	Dimensions	
183301212	12 x 1/2	
183301512	15 x 1/2	
183301534	15 x 3/4	Ⓢ
183301812	18 x 1/2	
183301834	18 x 3/4	Ⓢ
18330221	22 x 1	Ⓢ
183302234	22 x 3/4	Ⓢ
18330281	28 x 1	Ⓢ
183302834	28 x 3/4	
1833035114	35 x 1 1/4	Ⓢ
1833042112	42 x 1 1/2	Ⓢ
18330542	54 x 2	Ⓢ

11330 JPC Union adapter flat sealing, female end



Art.-Nr.	Dimensions
111330JPC22	22
111330JPC28M34	28 (M 3/4)
111330JPC28M114	28 (M 1 1/4)
111330JPC35	35
111330JPC54	54

11340 G Union, conical sealing with female end and female thread



Art.-Nr.	Dimensions
1113401512	15 x 1/2
1113402234	22 x 3/4
111340281	28 x 1
11134035114	35 x 1 1/4
111340542	54 x 2

11330 GPL Union adapter flat sealing, female end



Art.-Nr.	Dimensions
111330GPL12M20	12 x M20
111330GPL14M20	14 x M20

11343 G Union, conical sealing with female end and male thread



Art.-Nr.	Dimensions
1113431512	15 x 1/2
1113431812	18 x 1/2
1113431834	18 x 3/4
1113432234	22 x 3/4
111343221	22 x 1
1113432834	28 x 3/4
111343281	28 x 1
11134342112	42 x 1 1/2
111343542	54 x 2

8333 G Union, flat sealing with female end and male thread



Art.-Nr.	Dimensions	
183331212	12 x 1/2	
183331238	12 x 3/8	
183331512	15 x 1/2	Ⓢ
183331534	15 x 3/4	Ⓢ
183331812	18 x 1/2	Ⓢ
183331834	18 x 3/4	Ⓢ
18333221	22 x 1	Ⓢ
183332212	22 x 1/2	Ⓢ
183332234	22 x 3/4	Ⓢ
18333281	28 x 1	Ⓢ
183332834	28 x 3/4	Ⓢ
1833335114	35 x 1 1/4	Ⓢ
1833342112	42 x 1 1/2	Ⓢ
18333542	54 x 2	Ⓢ

8096 G Elbow union, flat sealing female end and female thread



Art.-Nr.	Dimensions	
180961212	12 x 1/2	Ⓢ
180961512	15 x 1/2	Ⓢ
180961812	18 x 1/2	Ⓢ
180961834	18 x 3/4	Ⓢ
18096221	22 x 1	Ⓢ
180962234	22 x 3/4	Ⓢ
18096281	28 x 1	Ⓢ
1809635114	35 x 1 1/4	Ⓢ
1809642112	42 x 1 1/2	Ⓢ
18096542	54 x 2	Ⓢ

11360 G Union adapter, conical sealing female end



Art.-Nr.	Dimensions
1113601578	15 x 7/8
11136018118	18 x 1 1/8
11136022118	22 x 1 1/8
11136028138	28 x 1 3/8

8976 G Mounting unit female solder ends and female threads



Art.-Nr.	Dimensions
189761512	15x1/2

8980 G Installation set for fastening wall plates



Art.-Nr.	Dimensions
189801512	15 x 1/2
18980G1512	15 x 1/2
18980G1812	18 x 1/2
18980G2212	22 x 1/2

With safety on your side

SANHA offers genuine advantages



As a family enterprise for over 50 years we have been observing a simple principle: every pipe and every fitting must give the customer added value in terms of safety and practical use at a fair price. This is our mission and, at the same time, the best recommendation from our satisfied customers.

As a specialist for pipeline systems we offer a unique breadth and depth of products for all of the usual connection techniques and applications from a one stop shop. Tried and tested installation techniques are as much a part of our program as practice-oriented innovations.

And that's why: SANHA. Always a perfect fit.

Your advantages:

Always a perfect fit Our customers are central to all our activities. As a family enterprise, SANHA highly values an active close and long term relationship with all our partners, from designers, installers, contractors and trading companies. With over fifty years of service, we are committed to close support of our customers, with a highly experience local and international technical service.

Large product range SANHA offers a wide material, product and dimension range, multiple connection methods, with significant expertise and experience – all from a one stop shop. SANHA, the pipeline specialist.

Guaranteed safety SANHA has all the important approvals, certifications and warranties, backed up by WRAS and BSI, ensuring you are always on the safe side.

Nationwide technical service SANHA is pleased to offer a wide range of services from installation training, technical seminars, design advice, specifications and on site support as and when required.