

## Vieser One

**FI Vieser lattiakaivojärjestelmä asennusohjeet**

Vieser-kaivot ja korokerenkaat ovat tyyppi-hyväksytyjä. Hyväksynnän voimassaolo edellyttää, että kaikki käytettävät tuotteet ovat samaa Vieser-tuotesarjaa.

**Vieser golvbrunnssystem monteringsanvisningar**

Vieser golvbrunnar och förhöjningsringar är typgodkända. Godkännandets giltighet förutsätter att alla produkter som används tillhör samma Vieser produktserie.

**EE Vieser põrandatrapi süsteempaigaldusjuhendid**

Vieser trapid ja tõsterõngad on sertifitseeritud tooted. Tuubikinnitus kehtib eeldusel, et kõik trapisus teemis kasvitavad tooted kuuluvad Vieser tootesarja.

**EN Vieser floor drain systems installation instructions**

Vieser floor drains and extension rings are type-certified. The validity of the certification requires that all products being used be of the same Vieser product series.

**NO Vieser gulvslukssystem monteringsanvisninger**

Vieser gulvsluk og forhøyningsringer er typegodkjente. Godkjenningens gyldighet forutsetter at alle produkter som brukes tilhører samme Vieser produktserie.

**RU Сантехнический трап «Vieser» инструкции по монтажу**

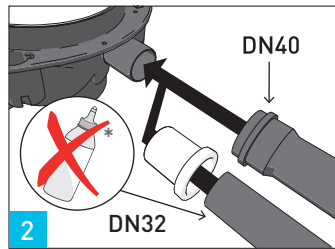
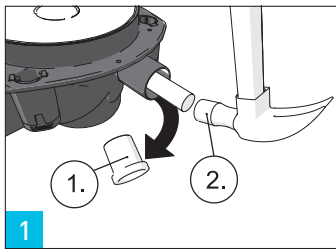
Трапы и промежуточные кольца «Vieser» имеют типовое одобрение. Одобрение предполагает, что все применяемые изделия представляют одну серию изделий «Vieser».

**FI Sivuliitännän avaus**  
**Öppnande av sidoinlopp**

**EN Opening the side inlet**  
**NO Åpning av anbringen**

**EE Kütgliitmiku avamine**

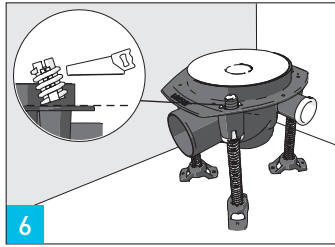
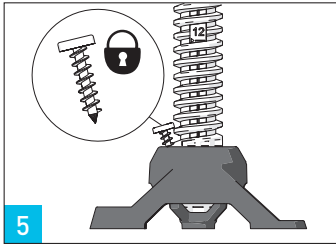
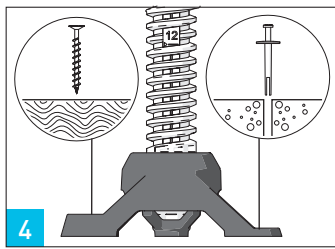
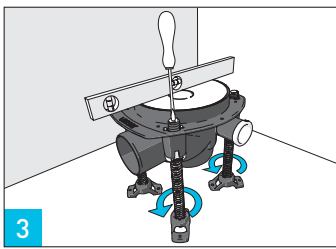
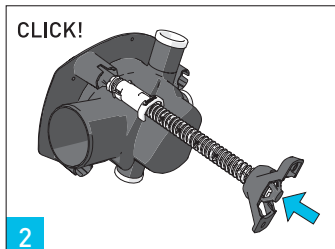
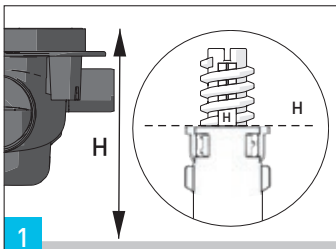
**RU Открытие бокового соединения**



FI: \*Liukuaine  
\*Glidmedel  
EE: \*Määrdeaine

EN: \*Lube  
NO: \*Glidemiddel  
RU: \*Смазка

**FI Betonilattia** **EE Betoonpõrand** **NO Betongbjelkelag**  
**Betongbjälklag** **EN Concrete floor** **RU Бетонный пол**

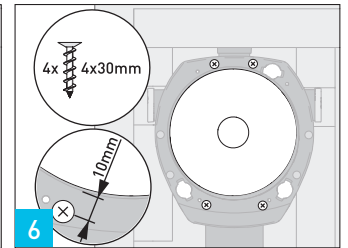
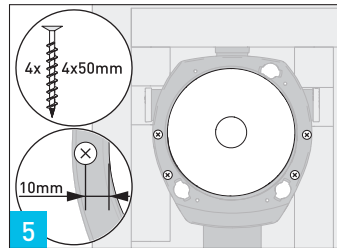
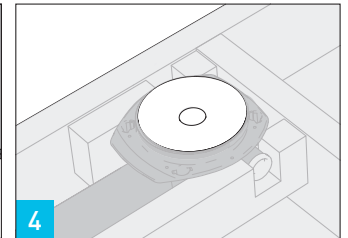
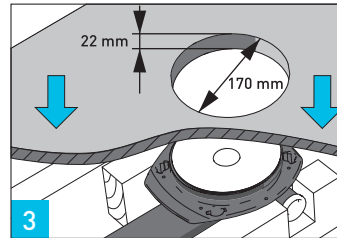
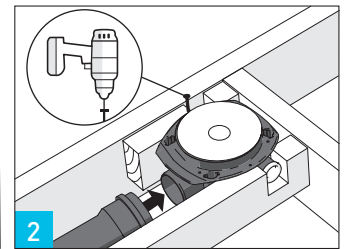
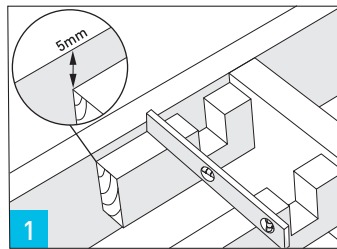


**FI Puulattia**  
**Träbjälklag**

**EN Wooden floor**  
**NO Trebjelkelag**

**EE Puitpõrand**

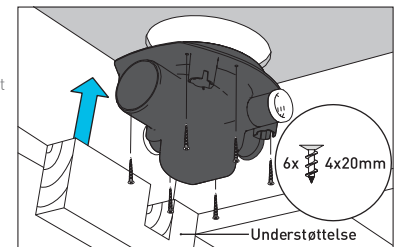
**RU Деревянный пол**



**FI:** Varo, etteivät ruuvit osu putkiin.  
Se upp så att skruvarna inte träffar rören.  
**EE:** Hoidu krüvimisel torude vigastamisest.  
**EN:** Take care that the screws do not reach the pipe.  
**NO:** Se til at skruene ikke treffer rørene.  
**RU:** Проверить, чтобы винты не соприкасались с трубами.

**NO** Skjær ut et hull på 170 mm i treplaten. Skru på plass sluket med 6 4x20 mm skruer. Monter understøttelse på minst ensiden i henhold til BVN 42.110

Ved innstallasjon i denne type konstruksjoner brukes forhøyningsring NRF nr 3410823 (vieser nr. 51185)



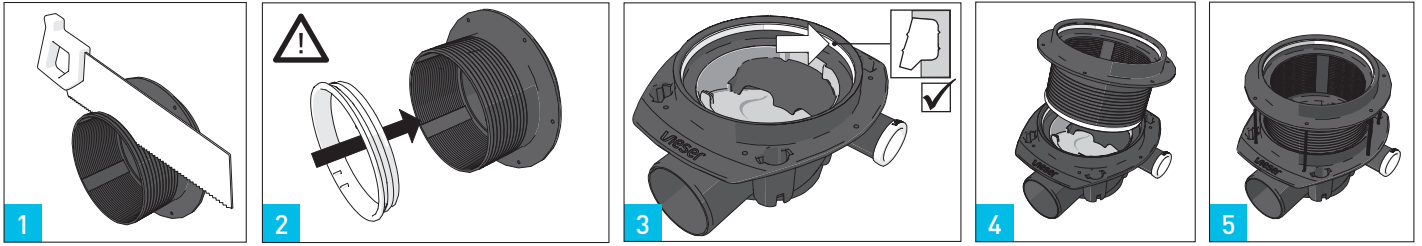
**FI** Korokereenkaan asennus  
Montering av förhöjningsring

**EE** Tösterõnga paigaldus

**EN** Applying an extension ring

**NO** Montering av forhøyningsring

**RU** Установка промежуточного кольца



2. **FI:** Paina valkoinen tukirengas pohjaan asti.  
**NO:** Trykk fast den hvite støttingen enda til botten.  
**EE:** Suru valge tugirõngas tösterõnga põhja.

**EN:** Press down the white supporting ring right to the bottom.  
**NO:** Trykk fast den hvite støttingen ned til bunnen.  
**RU:** Нажать белое опорное кольцо до конца.

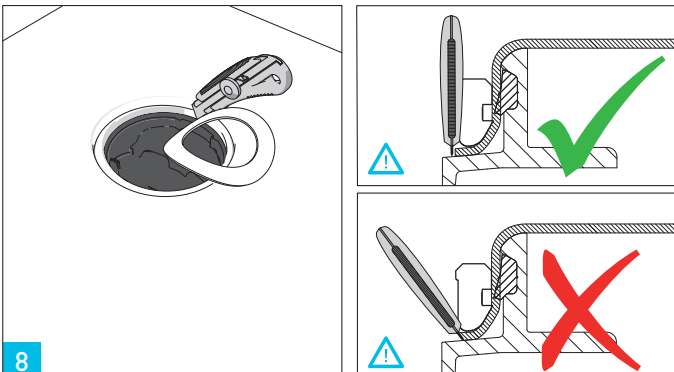
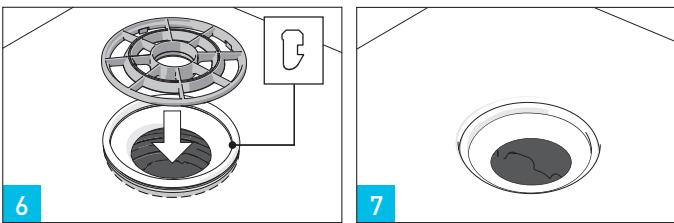
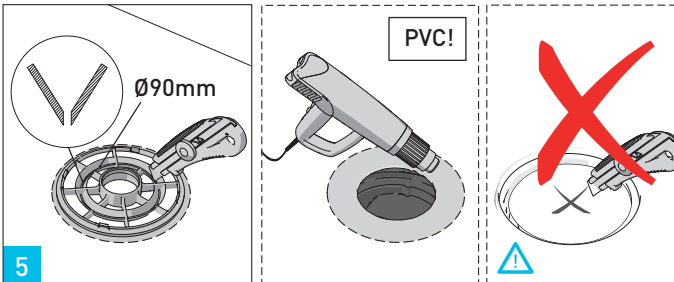
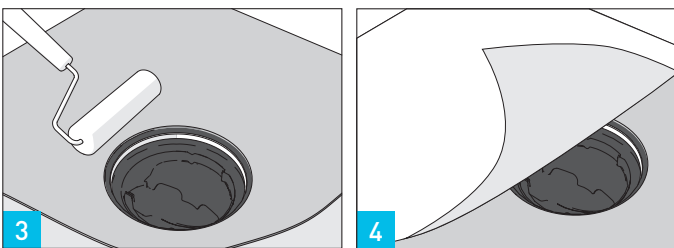
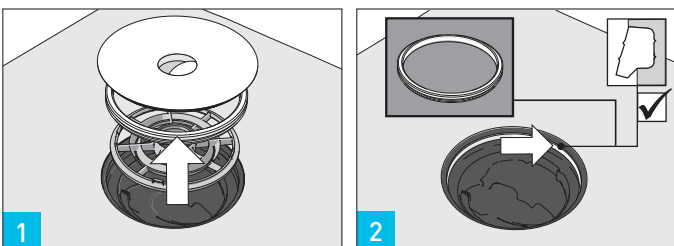
**FI** Muovimatto / Vedeneristys  
Plastmatta / Rollade tätskikt / foliebaserade tätskikt

**EE** Plastpõrandakate / hüdroisolatsioon

**EN** Vinyl floor / waterproofing

**NO** Membran / smøremembran / foliebasert tett sjikt

**RU** Пластмассовое покрытие для пола / гидроизоляция



**FI** Vieser vedeneristyslaippa  
Vieser membranfläns

**EE** Vieser membranflange

**EN** Vieser membranflens

**NO** Vieser hüdrolisolasjoonikrae

**RU** Vieser гидроизоляционный фланец

